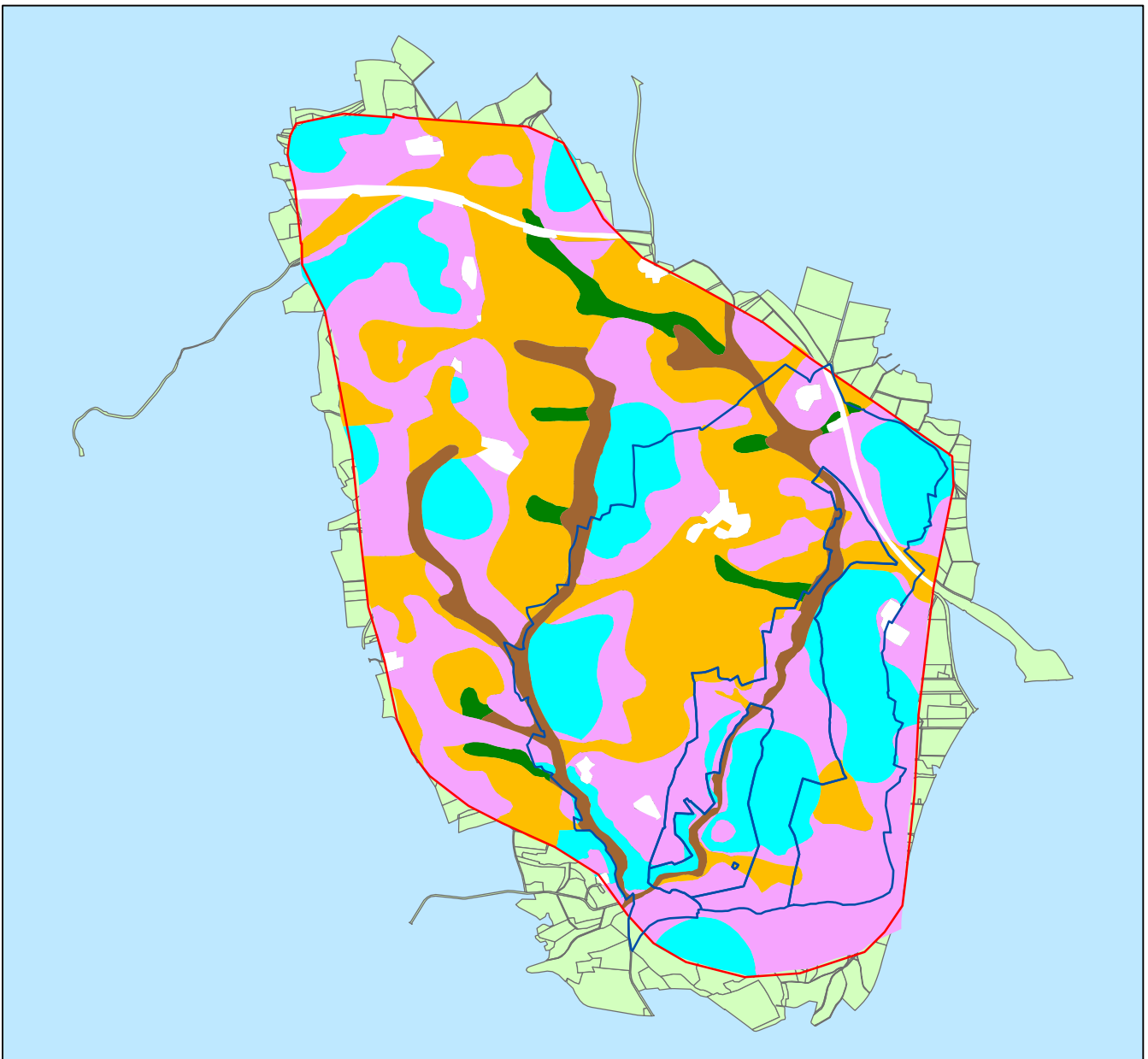












Schutzfunktionskarte Alter Ofen



Legend

-  wsg_alter_ofen
-  alter_ofen
-  Malm, Fels (A1)
-  Deckschicht <1,5 m (B2)
-  Deckschicht 1 - 3 m (C1)
-  Deckschicht >3 m (C2)
-  Abschlammungen (A3)
-  Bebauung
-  Talfüllung (C3)
-  Sandige Deckschicht
-  C3DS üb. Ebrunner Mergel
-  Teilschlag

<Double-click here to enter text>